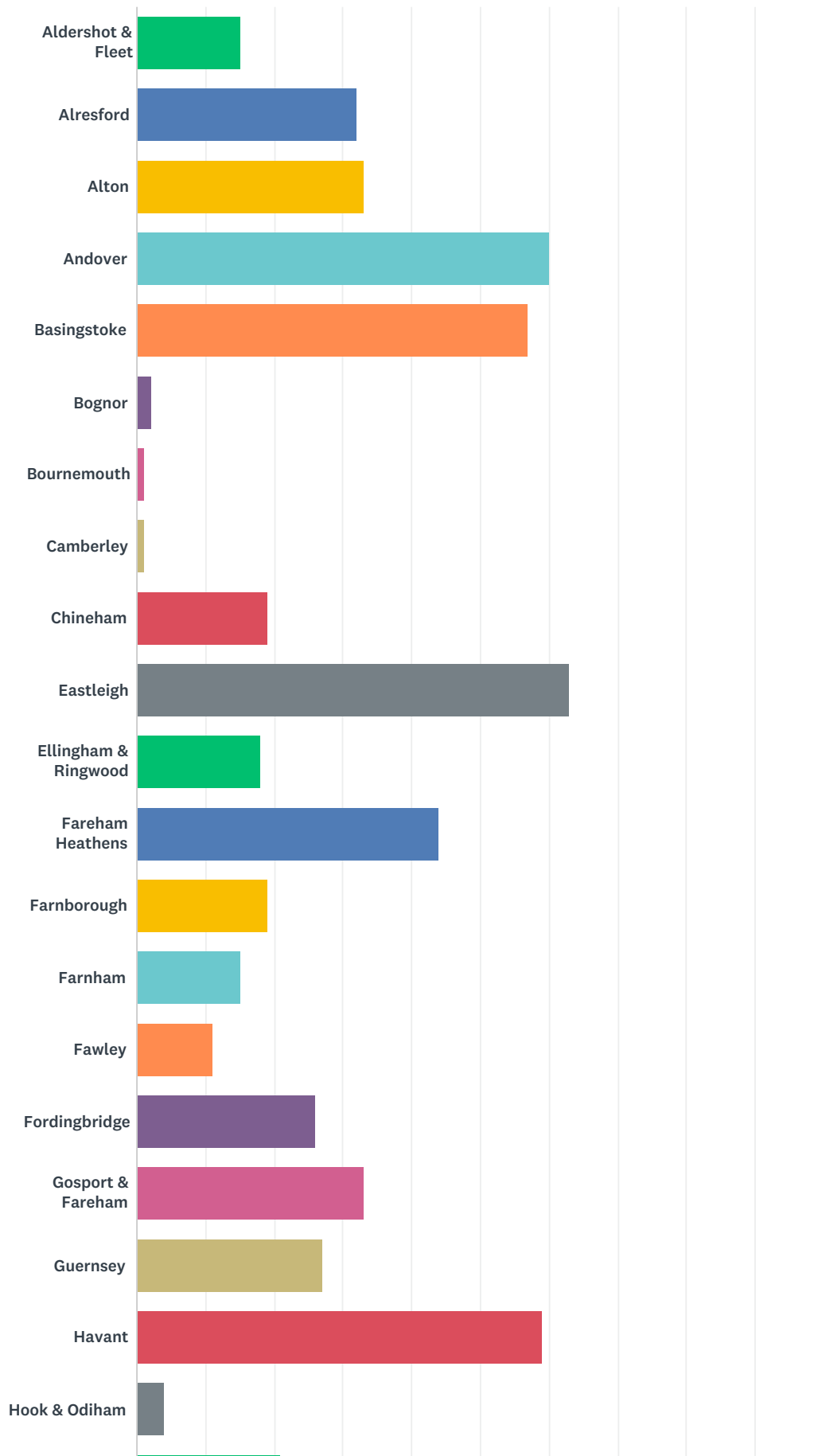
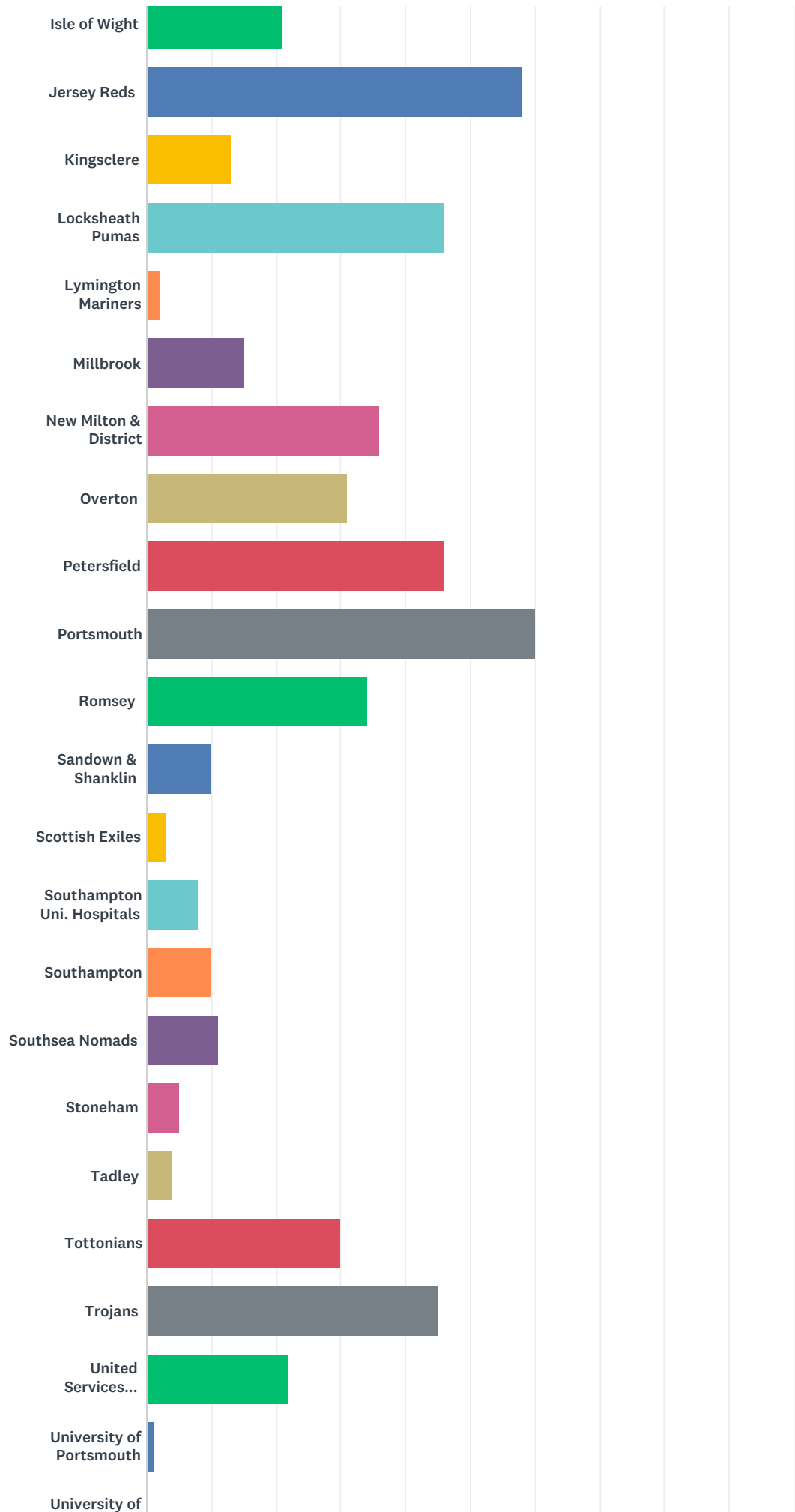
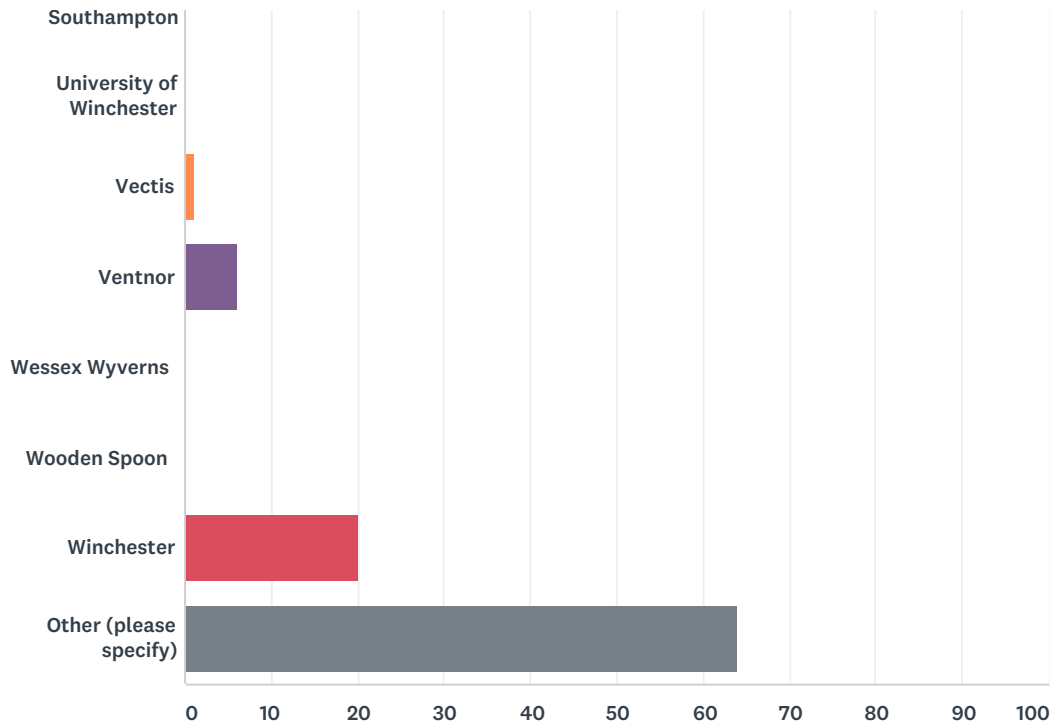


# Q1 Which Club/Organisation do you represent?

Answered: 1,141 Skipped: 8





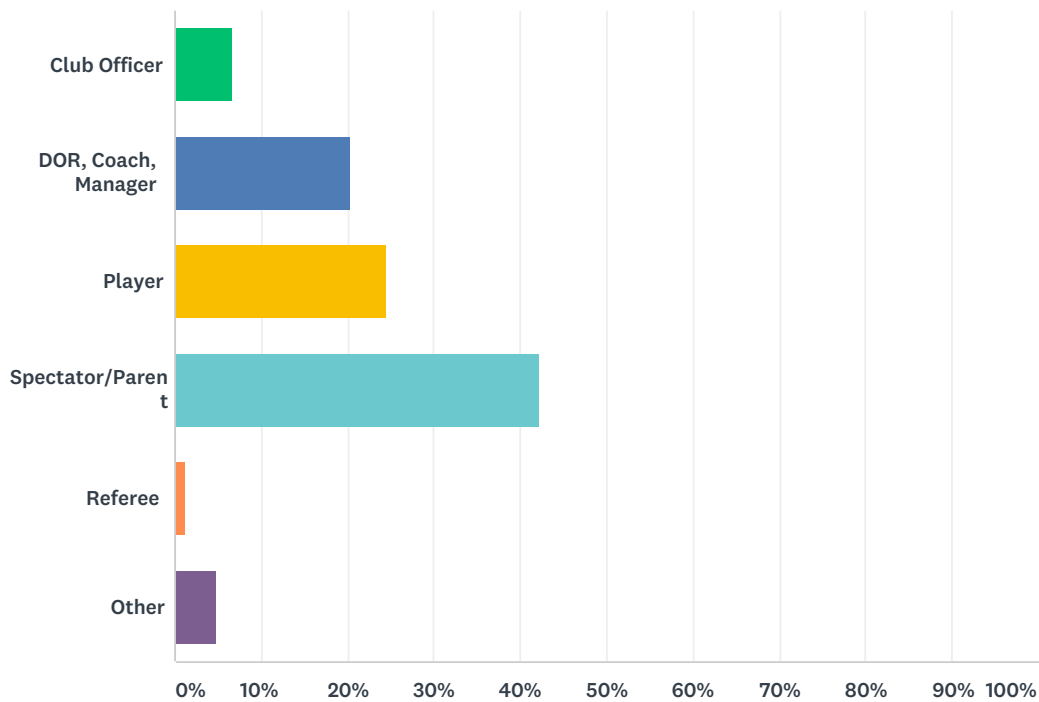


ANSWER CHOICES	RESPONSES	
Aldershot & Fleet	1.31%	15
Alresford	2.80%	32
Alton	2.89%	33
Andover	5.26%	60
Basingstoke	5.00%	57
Bognor	0.18%	2
Bournemouth	0.09%	1
Camberley	0.09%	1
Chineham	1.67%	19
Eastleigh	5.52%	63
Ellingham & Ringwood	1.58%	18
Fareham Heathens	3.86%	44
Farnborough	1.67%	19
Farnham	1.31%	15
Fawley	0.96%	11
Fordingbridge	2.28%	26
Gosport & Fareham	2.89%	33
Guernsey	2.37%	27
Havant	5.17%	59
Hook & Odiham	0.35%	4
Isle of Wight	1.84%	21
Jersey Reds	5.08%	58

Kingsclere	1.14%	13
Locksheath Pumas	4.03%	46
Lymington Mariners	0.18%	2
Millbrook	1.31%	15
New Milton & District	3.16%	36
Overton	2.72%	31
Petersfield	4.03%	46
Portsmouth	5.26%	60
Romsey	2.98%	34
Sandown & Shanklin	0.88%	10
Scottish Exiles	0.26%	3
Southampton Uni. Hospitals	0.70%	8
Southampton	0.88%	10
Southsea Nomads	0.96%	11
Stoneham	0.44%	5
Tadley	0.35%	4
Tottonians	2.63%	30
Trojans	3.94%	45
United Services Portsmouth	1.93%	22
University of Portsmouth	0.09%	1
University of Southampton	0.00%	0
University of Winchester	0.00%	0
Vectis	0.09%	1
Ventnor	0.53%	6
Wessex Wyverns	0.00%	0
Wooden Spoon	0.00%	0
Winchester	1.75%	20
Other (please specify)	5.61%	64
<b>TOTAL</b>		<b>1,141</b>

## Q2 What is your role within the club? please choose from

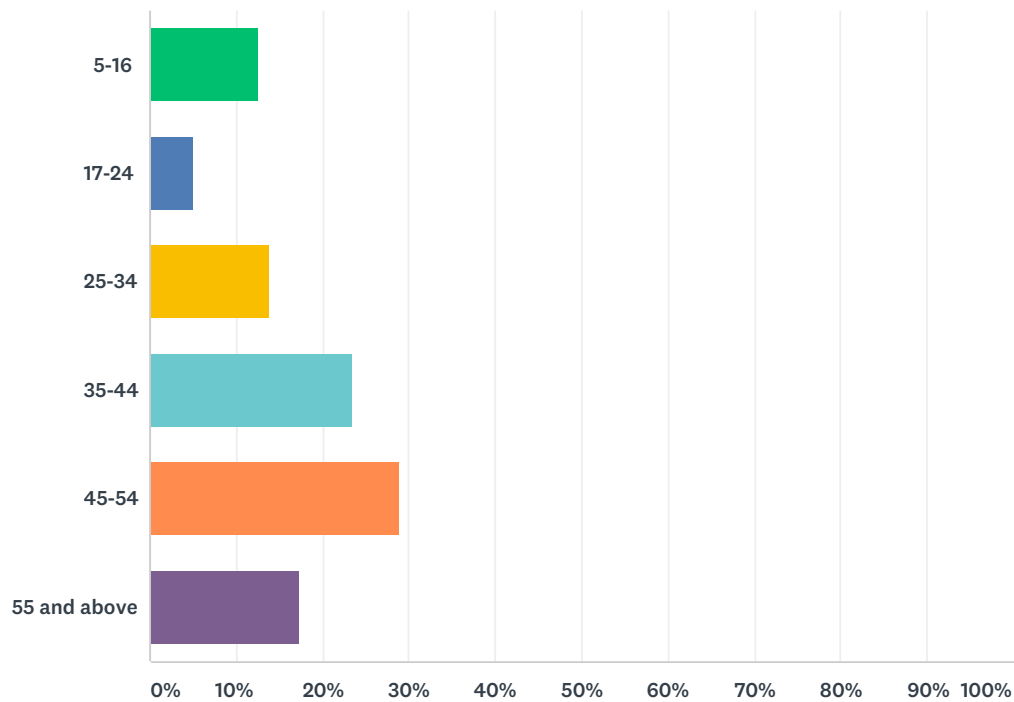
Answered: 1,146 Skipped: 3



ANSWER CHOICES	RESPONSES	
Club Officer	6.72%	77
DOR, Coach, Manager	20.33%	233
Player	24.52%	281
Spectator/Parent	42.32%	485
Referee	1.31%	15
Other	4.80%	55
<b>TOTAL</b>		<b>1,146</b>

### Q3 What age category do you fit into?

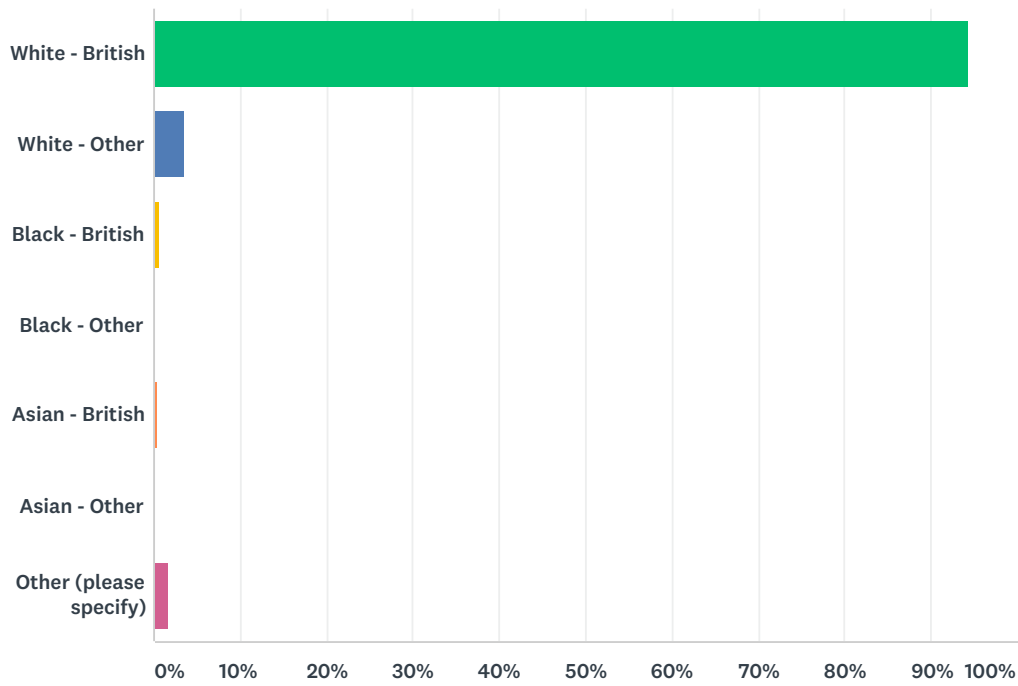
Answered: 1,146 Skipped: 3



ANSWER CHOICES	RESPONSES	
5-16	12.48%	143
17-24	4.97%	57
25-34	13.87%	159
35-44	23.39%	268
45-54	28.80%	330
55 and above	17.36%	199
Total Respondents: 1,146		

### Q4 What is your ethnic group?

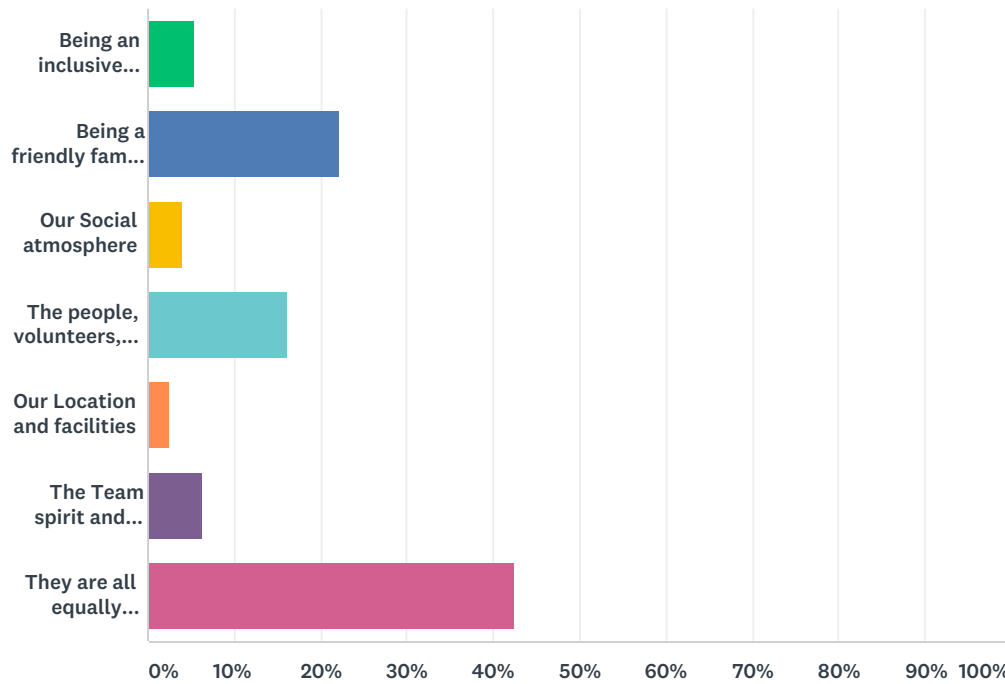
Answered: 1,145 Skipped: 4



ANSWER CHOICES	RESPONSES	
White - British	94.32%	1,080
White - Other	3.58%	41
Black - British	0.52%	6
Black - Other	0.09%	1
Asian - British	0.44%	5
Asian - Other	0.09%	1
Other (please specify)	1.57%	18
Total Respondents: 1,145		

### Q5 What is the best thing about your club?

Answered: 1,142 Skipped: 7

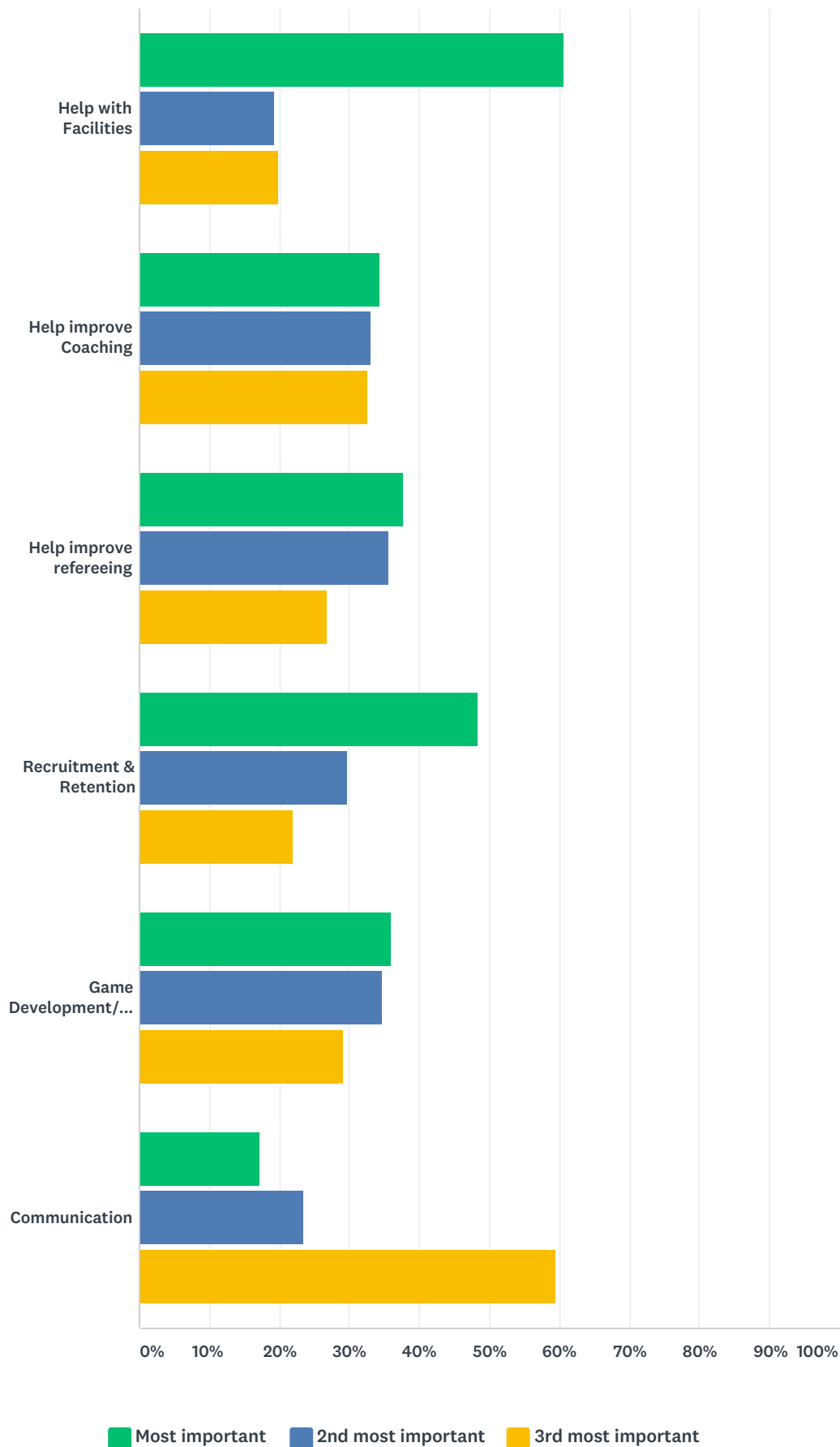


ANSWER CHOICES	RESPONSES	
Being an inclusive community Club	5.34%	61
Being a friendly family and welcoming Club	22.15%	253
Our Social atmosphere	4.03%	46
The people, volunteers, kids and coaches	16.02%	183
Our Location and facilities	2.45%	28
The Team spirit and togetherness	6.22%	71
They are all equally important	42.38%	484
<b>TOTAL</b>		<b>1,142</b>



### Q6 What are the top 3 things Hampshire RFU could do for you?

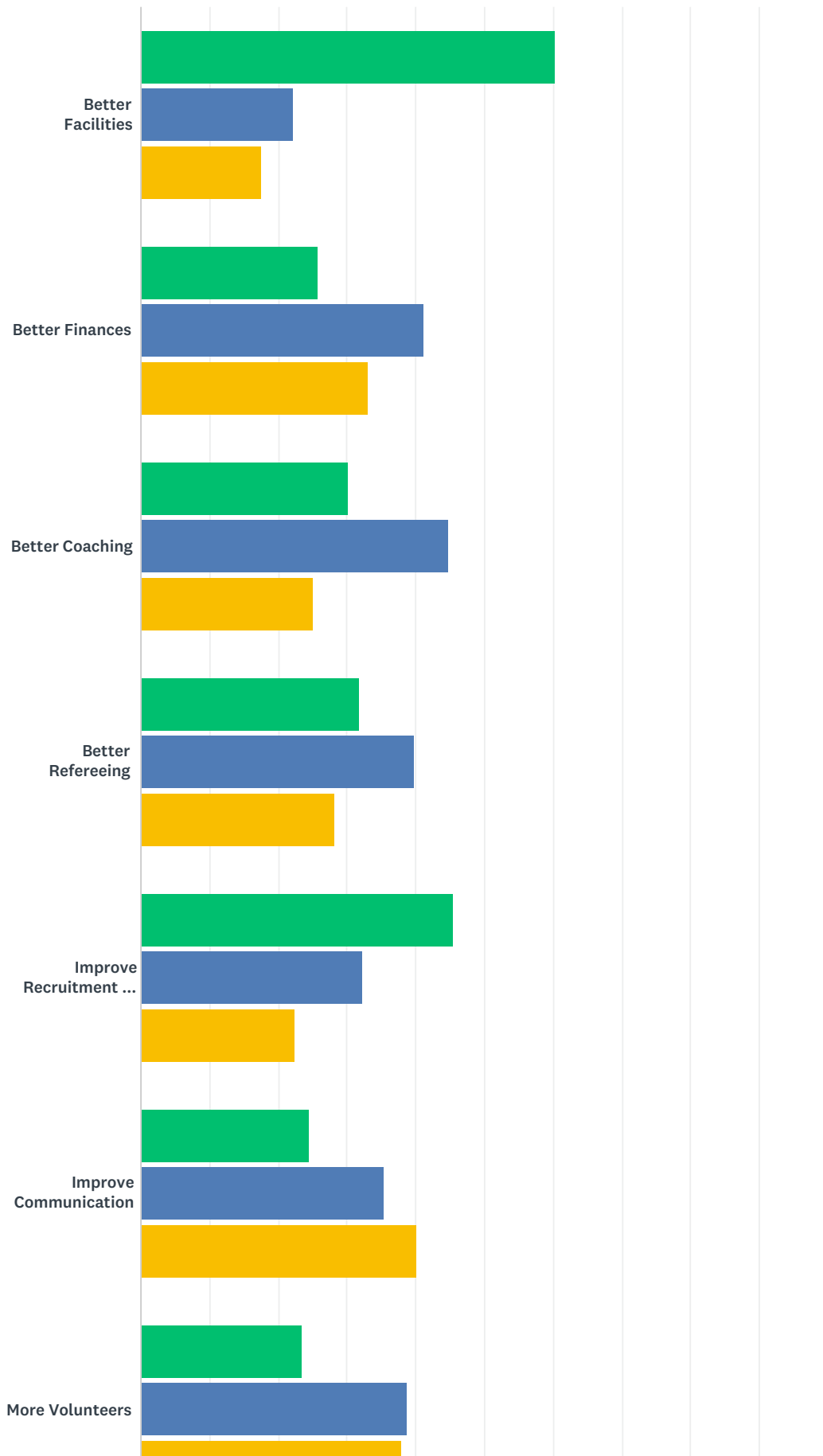
Answered: 1,122 Skipped: 27

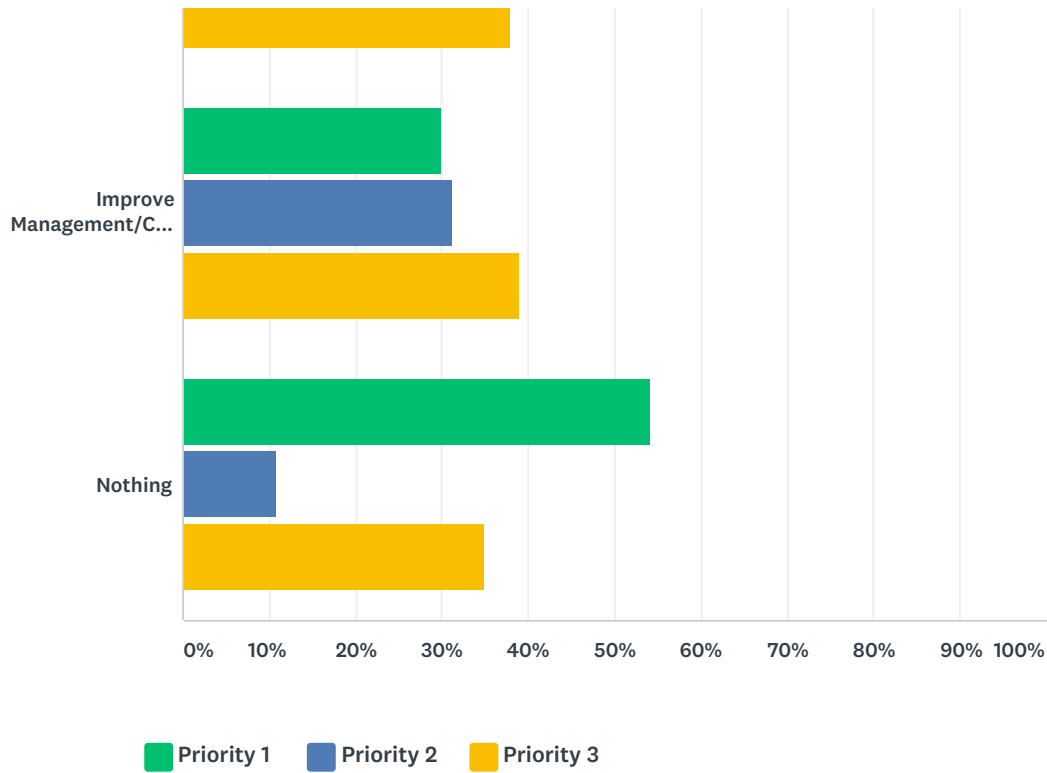


	MOST IMPORTANT	2ND MOST IMPORTANT	3RD MOST IMPORTANT	TOTAL
Help with Facilities	60.74% 396	19.33% 126	19.94% 130	652
Help improve Coaching	34.38% 153	33.03% 147	32.58% 145	445
Help improve refereeing	37.71% 158	35.56% 149	26.73% 112	419
Recruitment & Retention	48.40% 197	29.73% 121	21.87% 89	407
Game Development/Competitions	35.99% 185	34.82% 179	29.18% 150	514
Communication	17.14% 30	23.43% 41	59.43% 104	175

# Q7 What three things would you like to see changed at your club?

Answered: 1,125 Skipped: 24

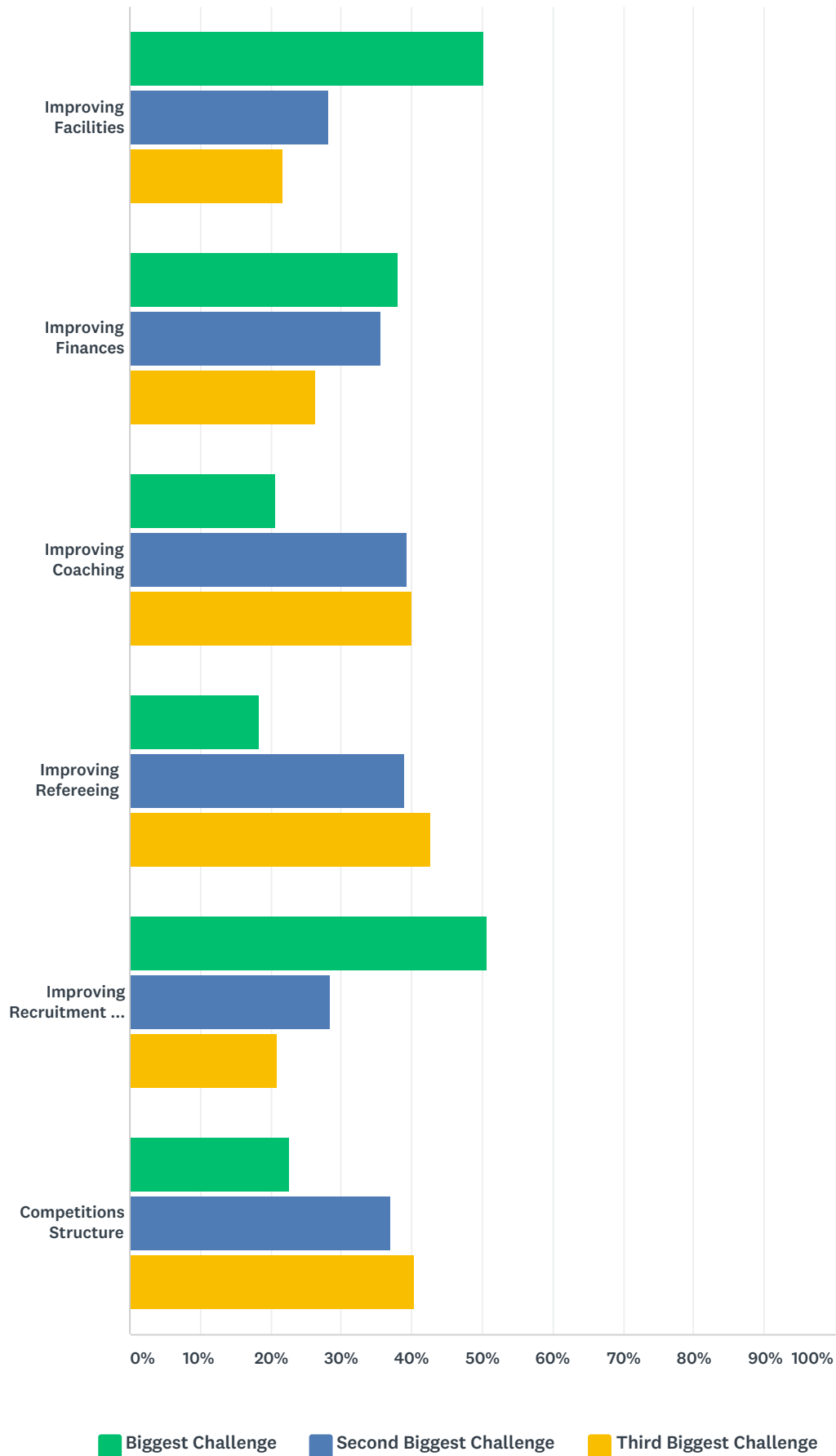




	PRIORITY 1	PRIORITY 2	PRIORITY 3	TOTAL
Better Facilities	60.32% 377	22.08% 138	17.60% 110	625
Better Finances	25.69% 84	41.28% 135	33.03% 108	327
Better Coaching	30.08% 80	44.74% 119	25.19% 67	266
Better Refereeing	31.90% 89	39.78% 111	28.32% 79	279
Improve Recruitment & Retention	45.33% 194	32.24% 138	22.43% 96	428
Improve Communication	24.46% 45	35.33% 65	40.22% 74	184
More Volunteers	23.40% 73	38.78% 121	37.82% 118	312
Improve Management/Committee	29.94% 50	31.14% 52	38.92% 65	167
Nothing	54.19% 110	10.84% 22	34.98% 71	203

## Q8 What are the biggest challenges you feel your club faces in the next 18 months?

Answered: 1,102 Skipped: 47

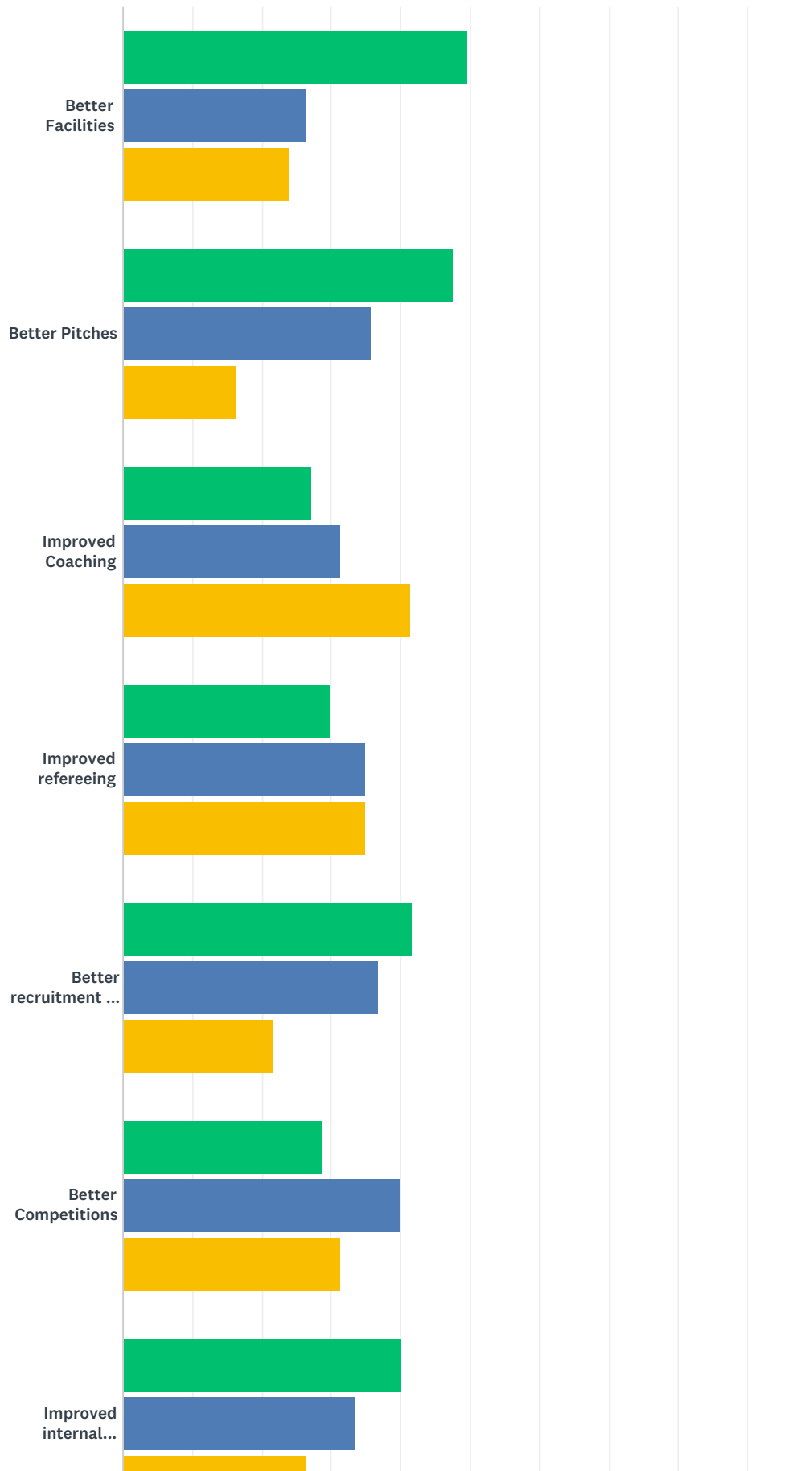


	BIGGEST CHALLENGE	SECOND BIGGEST CHALLENGE	THIRD BIGGEST CHALLENGE	TOTAL
Improving Facilities	50.15% 333	28.16% 187	21.69% 144	664

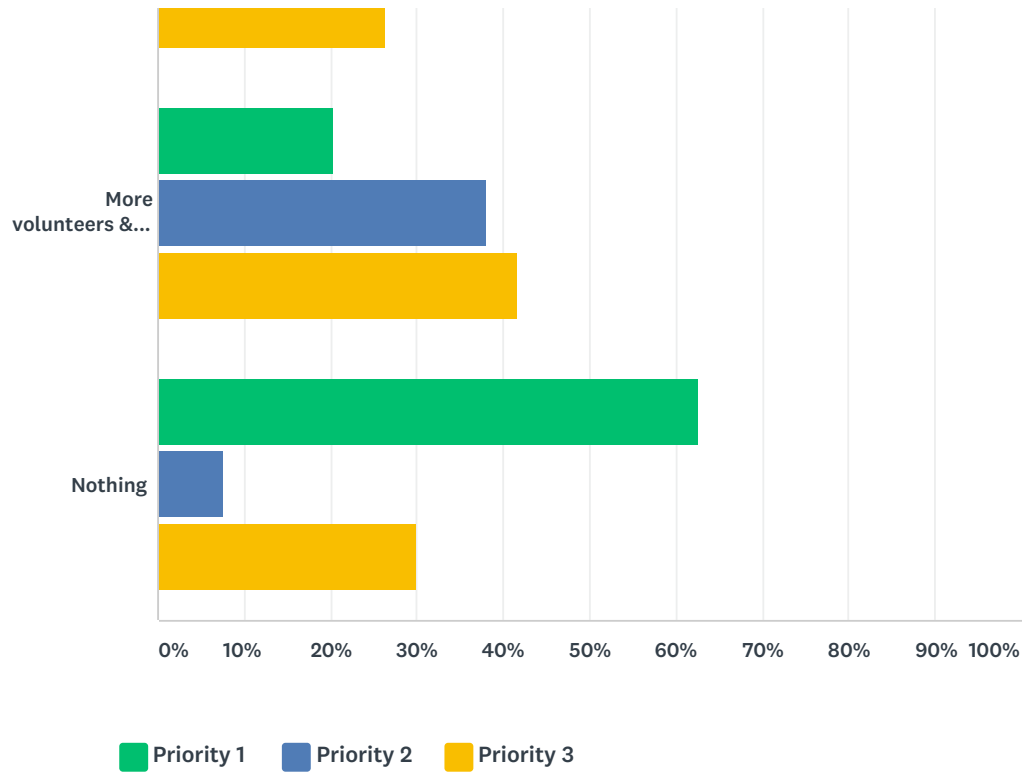
Improving Finances	38.03% 197	35.52% 184	26.45% 137	518
Improving Coaching	20.69% 72	39.37% 137	39.94% 139	348
Improving Refereeing	18.41% 51	38.99% 108	42.60% 118	277
Improving Recruitment & Retention	50.60% 336	28.46% 189	20.93% 139	664
Competitions Structure	22.66% 87	36.98% 142	40.36% 155	384

### Q9 How can your Club's Rugby experience be improved? (Top 3)

Answered: 1,133 Skipped: 16



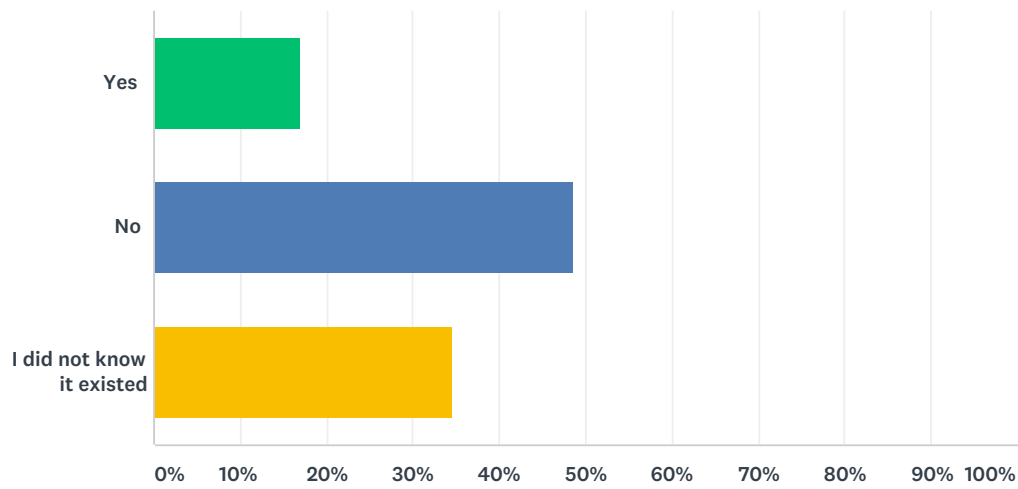




	PRIORITY 1	PRIORITY 2	PRIORITY 3	TOTAL
Better Facilities	49.63% 266	26.31% 141	24.07% 129	536
Better Pitches	47.78% 204	35.83% 153	16.39% 70	427
Improved Coaching	27.17% 72	31.32% 83	41.51% 110	265
Improved refereeing	29.96% 71	35.02% 83	35.02% 83	237
Better recruitment and retention	41.59% 178	36.92% 158	21.50% 92	428
Better Competitions	28.76% 67	39.91% 93	31.33% 73	233
Improved internal organisation/harmony	40.16% 102	33.46% 85	26.38% 67	254
More volunteers & supporters	20.28% 72	38.03% 135	41.69% 148	355
Nothing	62.59% 92	7.48% 11	29.93% 44	147

### Q10 Do you use the Hampshire RFU Information Facebook Group?

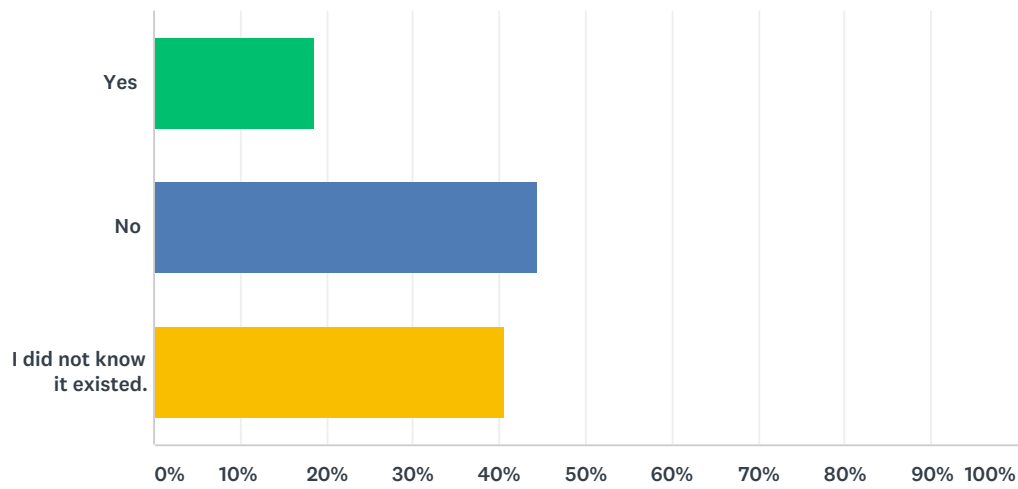
Answered: 1,144 Skipped: 5



ANSWER CHOICES	RESPONSES	
Yes	16.96%	194
No	48.51%	555
I did not know it existed	34.53%	395
<b>TOTAL</b>		<b>1,144</b>

### Q11 Do you use the Hampshire RFU Facebook Page?

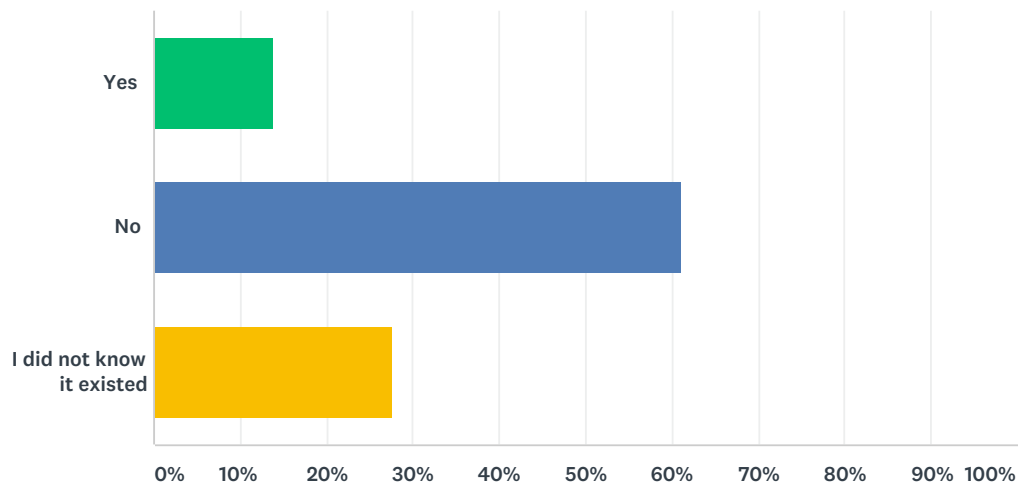
Answered: 1,145 Skipped: 4



ANSWER CHOICES	RESPONSES	
Yes	18.52%	212
No	44.37%	508
I did not know it existed.	40.52%	464
Total Respondents: 1,145		

## Q12 Do you follow the Hampshire Twitter - @HampshireRFU?

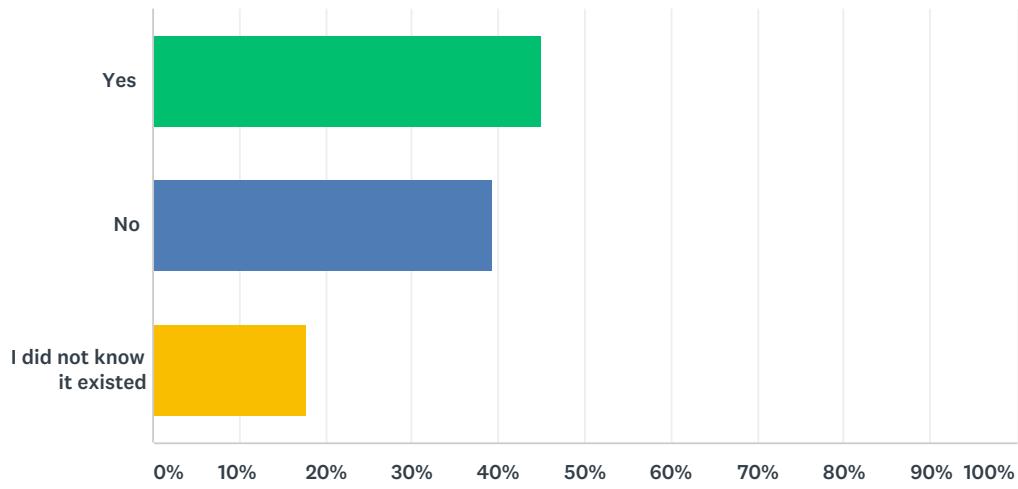
Answered: 1,141 Skipped: 8



ANSWER CHOICES	RESPONSES	
Yes	13.85%	158
No	61.09%	697
I did not know it existed	27.52%	314
Total Respondents: 1,141		

### Q13 Do you use the Hampshire RFU Website?

Answered: 1,143 Skipped: 6



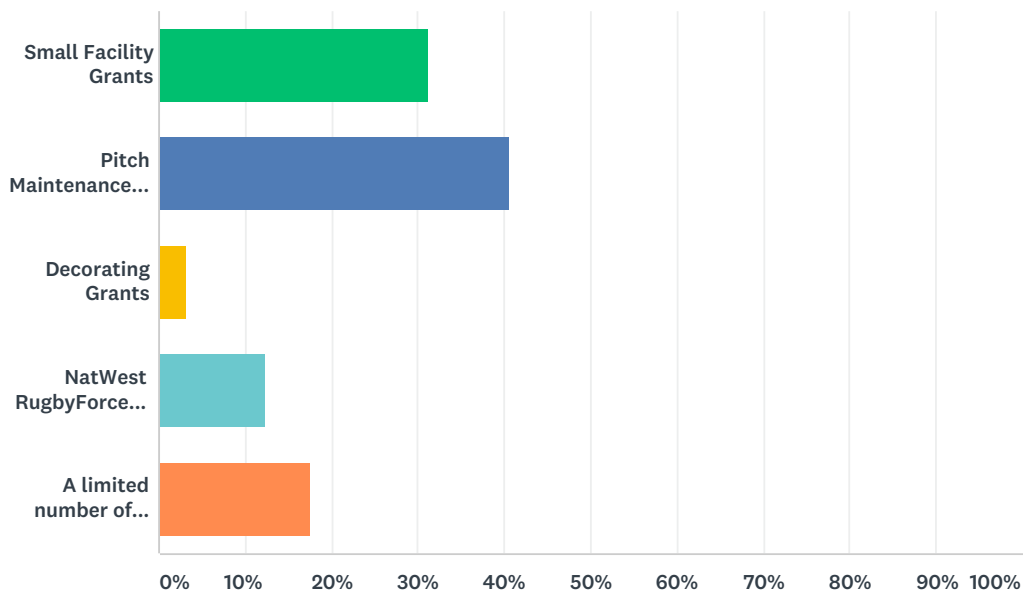
ANSWER CHOICES	RESPONSES	
Yes	44.88%	513
No	39.37%	450
I did not know it existed	17.76%	203
Total Respondents: 1,143		

## Q14 What sort of things would you like to see on the Hampshire RFU Website?

Answered: 690 Skipped: 459

### Q15 With the limited funding available to Hampshire RFU for Facilities if you could chose 1 option to fund what would it be ?

Answered: 1,111 Skipped: 38



ANSWER CHOICES	RESPONSES	
Small Facility Grants	31.14%	346
Pitch Maintenance Grants	40.68%	452
Decorating Grants	3.15%	35
NatWest RugbyForce Support	12.33%	137
A limited number of bigger grants	17.64%	196
Total Respondents: 1,111		

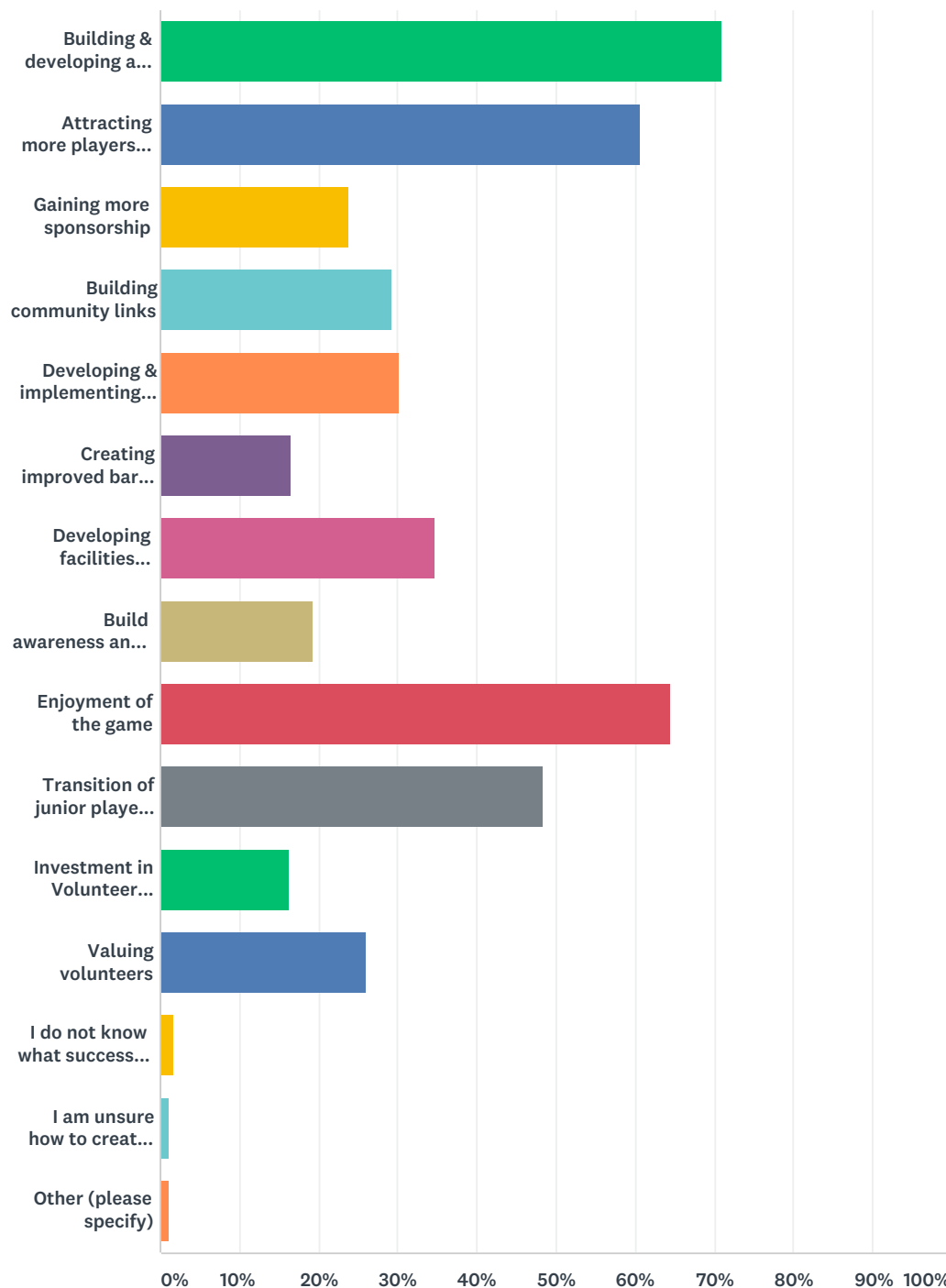
## Q16 What concerns do you currently have regarding your rugby experience?

Answered: 854 Skipped: 295



### Q17 What does success look like for your club? ( choose the top 5 statements relevant to you and/or your club )

Answered: 1,140 Skipped: 9

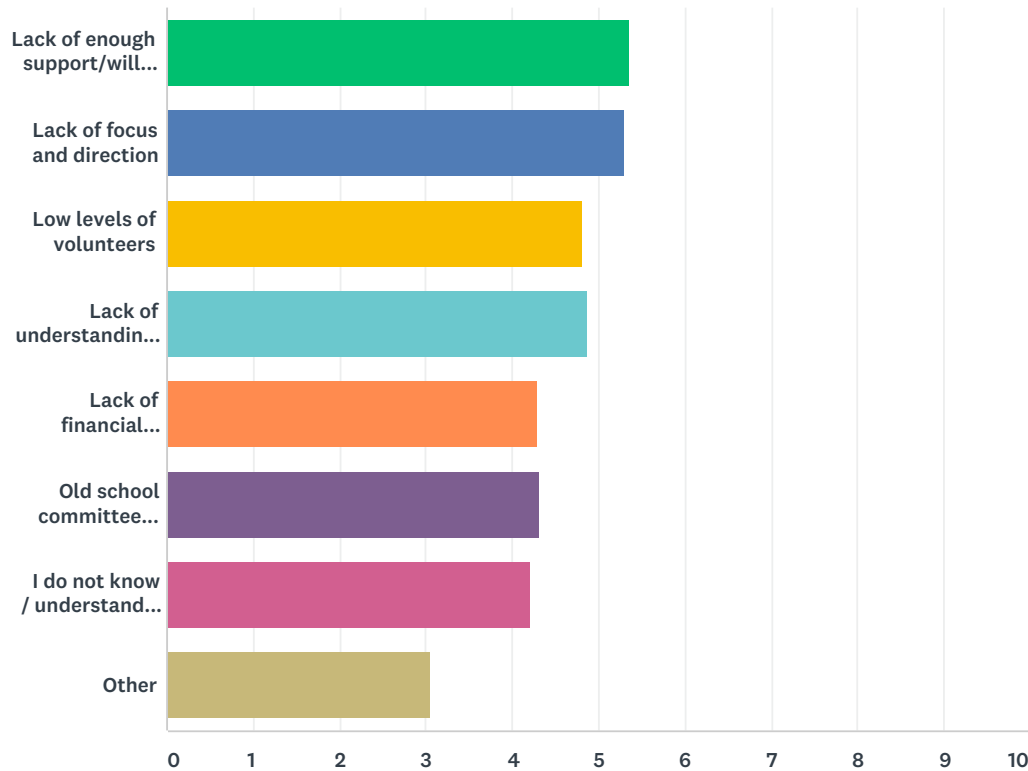


ANSWER CHOICES	RESPONSES	
Building & developing all teams	70.96%	809
Attracting more players for all teams	60.61%	691
Gaining more sponsorship	23.77%	271
Building community links	29.21%	333

Developing & implementing a clear strategic plan for the future	30.18%	344
Creating improved bar facilities and social spaces	16.49%	188
Developing facilities around playing fields	34.74%	396
Build awareness and market our club	19.30%	220
Enjoyment of the game	64.47%	735
Transition of junior players into senior squads	48.33%	551
Investment in Volunteer workforce - Qualifications and training	16.23%	185
Valuing volunteers	25.88%	295
I do not know what success looks like for my club	1.67%	19
I am unsure how to create success for my club	1.05%	12
Other (please specify)	1.14%	13
Total Respondents: 1,140		

### Q18 What are the biggest limiting factors to achieving any of your top success areas for your club? ( please rank your answers with 1 being low importance and 8 being high importance )

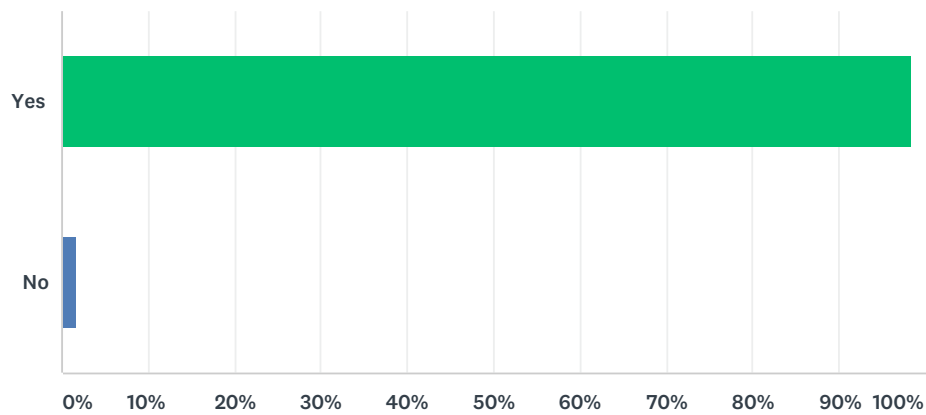
Answered: 1,072 Skipped: 77



	1	2	3	4	5	6	7	8	TOTAL	SCORE
Lack of enough support/willingness	24.97% 207	13.63% 113	14.35% 119	11.70% 97	10.86% 90	9.41% 78	8.69% 72	6.39% 53	829	5.35
Lack of focus and direction	9.52% 80	22.62% 190	17.14% 144	18.45% 155	14.88% 125	9.17% 77	5.36% 45	2.86% 24	840	5.30
Low levels of volunteers	7.27% 64	12.73% 112	22.61% 199	16.14% 142	15.11% 133	12.27% 108	7.50% 66	6.36% 56	880	4.82
Lack of understanding (how to ) improve	6.69% 57	13.38% 114	15.85% 135	24.88% 212	15.73% 134	13.62% 116	6.34% 54	3.52% 30	852	4.87
Lack of financial backing	9.84% 90	9.62% 88	9.29% 85	11.48% 105	23.72% 217	14.21% 130	10.27% 94	11.58% 106	915	4.29
Old school committee thinking & execution	11.37% 99	9.64% 84	12.28% 107	9.18% 80	8.84% 77	28.24% 246	11.37% 99	9.07% 79	871	4.30
I do not know / understand what the biggest limiting factors to achieving success is	23.46% 198	9.72% 82	4.03% 34	3.08% 26	4.27% 36	8.53% 72	35.55% 300	11.37% 96	844	4.20
Other	16.16% 118	7.40% 54	2.88% 21	2.33% 17	3.56% 26	2.05% 15	9.32% 68	56.30% 411	730	3.05

### Q19 Do you welcome the opportunity for clubs to help shape and develop the plans delivered by Hampshire RFU?

Answered: 1,127 Skipped: 22



ANSWER CHOICES	RESPONSES	
Yes	98.31%	1,108
No	1.69%	19
<b>TOTAL</b>		<b>1,127</b>